



SOUTHWEST VALLEY

TWOLVESTERRITORY

Chris Fenster | Superintendent

904 8th Street
Corning IA 50841
(641) 322-4245

403 East 3rd Street
Villisca, IA 50864
(712) 826-2552

southwestvalley.org

Liz Timmerman | West Campus PreK-8 Principal

Allen Naugle | Director of Secondary Student Services/Activities Director

Jessie Forsythe | West Campus Business Manager

Allison Thomas | Corning Elementary Principal

Jennifer Bissell | Southwest Valley HS Principal

Jodi Lyddon | East Campus Business Manager

1st Grade

Dear Parents/Guardians,

We want to be prepared for any other upcoming winter weather. All four buildings in the district will provide virtual learning opportunities for the students if we have a snow day. At Corning Elementary and Enarson Elementary, we are sending home packets of activities from your child's teacher. If school is canceled, your child can work on reviewing skills. Keep this in a safe place in your house until the snow day arrives. If the packet is lost before the snow day and you have access to a printer, go to our website, <https://www.southwestvalley.org>, under Corning or Enarson Elementary, then click the grade level for the packet. We have provided 3 days' worth of activities. Each day is labeled Day 1, Day 2, Day 3. When your child finishes the packet for each day and school resumes, please return it to school.

Thanks for understanding that Mother Nature has a mind of her own.

Sincerely,

Allison Thomas

Corning Elementary Principal

641-322-4020

athomas@southwestvalley.org

Lisa Sorensen

Enarson Elementary

712-826-5982

lsorensen@southwestvalley.org

Virtual Learning Snow Day 1

Dear First Grade Families,

Attached you will find suggestions for Snow Day activities to do with your child. These are in no particular order and you may pick and choose what you and your child would like to do. If you want to do an activity from "Day 3" on "Day 1" that is absolutely fine. Many activities are hands on and do not require paper and pencil. We would love to see your creativity! Feel free to send us a picture of what you and your child have done together!

The rest of the packet is a set of review and enrichment activities covering skills we are working on or have previously covered in the classroom. Your student should need very little help completing these pages. You will find reading, phonics, handwriting, fluency and comprehension, super word practice, math fact practice, number sense, word problems, and science. We know this is not everything we cover in a day, but we feel it is more manageable for students to work on independently.

Hands-On, Pick and Choose Snow Day Optional Activities:

- Take your favorite short story and read it word for word backwards! This is a great way to build fluency, because you have to read each word carefully, and look ahead at the next word.
- Grab your adult and go on a selfie scavenger hunt. Take a selfie by or with things that represent numbers. (a house number, a license plate, a dozen eggs, one dog...)
- Start a science journal. Record daily weather observations. Watch a Wild Kratt's video and write what you learned. If you live on a farm, record calf information. Check in on a live bear cam and record what they are doing. Read a science book and write what you learned.
- Read a biography or write your own autobiography.
- Use this link to show you how to make birdseed ornaments. It is fun and easy!: <https://onelittleproject.com/birdseed-ornaments/>
- Keep a list on your fridge and record acts of kindness. Can you reach 100?

- Mount St. Helens erupted in 1980. Have an adult help you read about it. Create your own volcano out of clay, vinegar and baking soda.
- Play charades with your family.
- Spend 20 minutes reading before you go to bed.
- Have someone help you make a schedule for the day. Write the time off to the left side of the paper and the activity beside it. Then watch the clock! You will have a great time following your schedule AND working on telling time!
- Play Uno, Chutes and Ladders, Sorry, or some other board game.
- Write a letter to a grandparent, cousin, neighbor, or anyone else you have not seen in awhile.
- Start a traveling notebook. Write a note to someone in your family. Leave the notebook on their bed. They can write back to you or write to someone else in the family. Pass the notebook around your household.

Also available to you:

Online Resources

www.pbskids.org

www.mathplayground.com

<https://kids.nationalgeographic.com/>

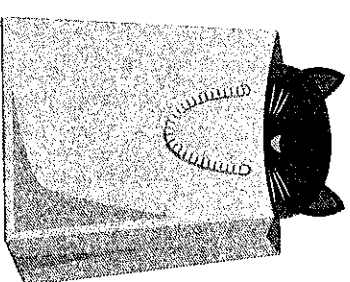
<https://mysteryscience.com/mini-lessons>

<https://ia.mathgames.com/>


<https://www.abcya.com/grades/1> (a huge variety of grade level games, with links to common core standards)

Read each sentence. Draw a line from each sentence to its picture.


Dad bakes a cake.




Cam made yams!



The cat is in the bag!





Trace and write each word.

more other people your

1.

more

2.

other

3.

people

4.

your

Read out loud.





1. made name tag

2. ran take sack


3. need seen week

4. Kate had more games.


Trace and write the letters. Fill the lines. Circle your best letters!




Write your name.



Listen and write the words.



1.



2.

Listen and write the sentence.

3.



Write the missing letters to spell the words.

more other people your

1. m

e

2. o

e

3. p

p

4. y


r

Let's Read!

Words with **Short a**, **Long a**

Super Words: **more**, **other**, **people**, **your**

Pit Pat




I sit on a big mat by **your** pane.

People pass by on Abe Lane.

More clouds fill the sky.

Other kids run on by.

Pit, pat, pit, pat on Abe Lane.



I tap my wet nose on your pane.

No wet feet on Abe Lane.

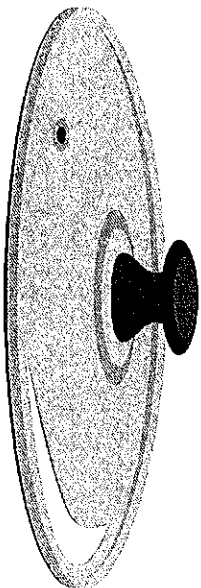
The sun peeks out a bit.

I cat nap and I sit.

No wet kids on Abe Lane.

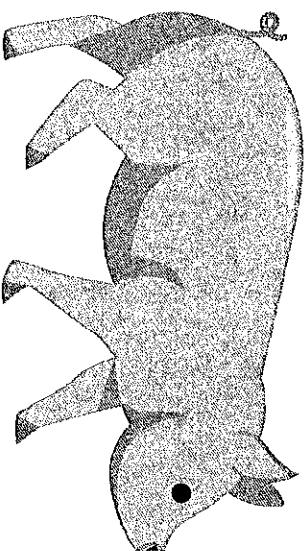
Write the missing letters to complete the words.

1.



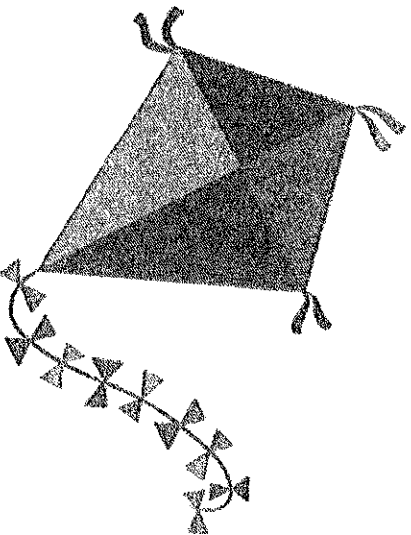
l _ _ _
d

3.




p _ _ _
g

2.



k _ _ _
t

4.



f _ _ _
v



Trace the Super Word to complete each sentence.
Read aloud with a partner.

1. Can we have more time?

2. The people get in line.

3. Who is this other kid?

4. Mike, is that your bin?

Read out loud.

1. big time did





2. mine sit bike

3. eve keep feet

4. Nick hid your dime.



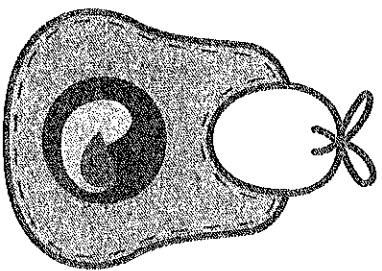
Trace and write the letters. Fill the lines. Circle your best letters!



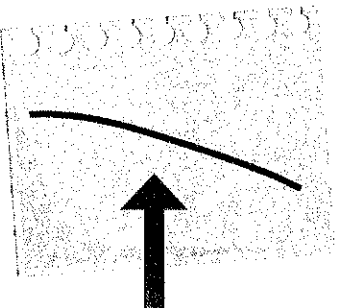
Write your name.

Blank three-lined paper for writing practice.

Listen and write the words.



1.



2.

Listen and write the sentence.

3.



Build sentences! Write the missing words.

more other people your

1. _____ bike up the hill.

2. Is _____ name Nick?

3. There are _____ figs for us.


4. Set it in the _____ pile.

Let's Read!

Words with **Short i**, **Long i**

Super Words: **more**, **other**, **people**, **your**

Tim in His Rig




Tim is in a line in his rig.

Other people line up with Tim.

Tim sees big clouds.

Water hits his rig.

More water hits his rig.



Can Tim peek out?

Can Tim ride in his big rig?

Tim, you can ride in **your** rig.

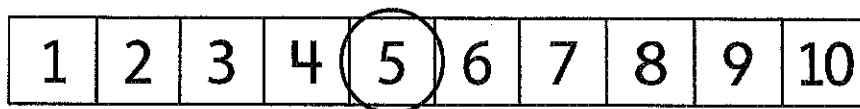
You can wipe the water.

Tim, it is time to ride!

Adding and Subtracting in Word Problems

Solve each problem.

- 1 There are 8 dogs at the park.
Some dogs go home.
Now there are 5 dogs.
How many dogs went home?

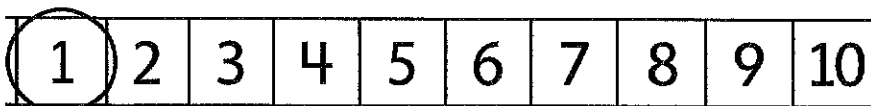


$$5 + \underline{\hspace{2cm}} = 8$$

$$8 - \underline{\hspace{2cm}} = 5$$

 dogs

- 2 There are 7 hats.
1 hat is red.
The rest are blue.
How many hats are blue?



$$7 = 1 + \underline{\hspace{2cm}}$$

$$7 - \underline{\hspace{2cm}} = 1$$

 hats

Name : _____

Score : _____

Teacher : _____

Date : _____

$$\begin{array}{r} 3 \\ - 3 \\ \hline \end{array}$$

$$\begin{array}{r} 9 \\ - 0 \\ \hline \end{array}$$

$$\begin{array}{r} 8 \\ - 6 \\ \hline \end{array}$$

$$\begin{array}{r} 9 \\ - 1 \\ \hline \end{array}$$

$$\begin{array}{r} 8 \\ - 6 \\ \hline \end{array}$$

$$\begin{array}{r} 9 \\ - 4 \\ \hline \end{array}$$

$$\begin{array}{r} 9 \\ - 7 \\ \hline \end{array}$$

$$\begin{array}{r} 9 \\ - 4 \\ \hline \end{array}$$

$$\begin{array}{r} 9 \\ - 1 \\ \hline \end{array}$$

$$\begin{array}{r} 0 \\ - 0 \\ \hline \end{array}$$

$$\begin{array}{r} 4 \\ - 0 \\ \hline \end{array}$$

$$\begin{array}{r} 7 \\ - 4 \\ \hline \end{array}$$

$$\begin{array}{r} 2 \\ - 1 \\ \hline \end{array}$$

$$\begin{array}{r} 4 \\ - 4 \\ \hline \end{array}$$

$$\begin{array}{r} 8 \\ - 1 \\ \hline \end{array}$$

$$\begin{array}{r} 4 \\ - 1 \\ \hline \end{array}$$



Name: _____

Date: _____



Sound Energy Sort

Color the pictures. Cut out the pictures at the bottom. Sort them into the correct column.

Sound Energy

Not Sound Energy

© Busy Me Plus Three

guitar



car



crayons



whistle



cell phone



shoes



sandcastle



drums




lollipop





Day 1

Washing Machine



Complete each activity for a
20 second count 3 different
times.

Mountain Climbers



Snow Day Art Lesson

The lesson includes instructions and a drawing guide plus if you have access to the internet (even on a Smartphone) you can use the link to follow a Draw Along Video (there are other drawing projects on the page as well that you could try out)

<https://www.deepspacesparkle.com/tmc/substitute-plan-3-0-bundle-video-page/>

A blank piece of paper has been provided for you but you can use any paper you have available at home, if you have a sketchbook you can use that as well. The lesson can be colored by using crayons, markers, colored pencils, or if you have none of those materials at home you can simply use a pencil or pen to create a black and white version.


I have also included a Roll a Dice Drawing Activity you can do with everyone in your house. You will need to borrow a dice from a board game. All you need to do is roll the dice to determine what you need to draw. Once the drawing is complete you can add color.

Hope you enjoy your Snow Day Art Lessons and see you soon,

Mrs. Mitchell


DRAW ALONG
 **VIDEO**
INCLUDED

K-2



BEAR HIKING BUDDY

DRAW ALONG




Time Needed
1 Session at
40 Minutes



Topics Covered
Line & Space

What You'll Need




BEAR HIKING BUDDY

* Today I will learn about **LINE** and **SPACE** so that I **CAN** draw a bear with a **BACKGROUND**.

* **NCAS: CREATING** Anchor Standard #1: Generate and conceptualize artistic ideas and work.

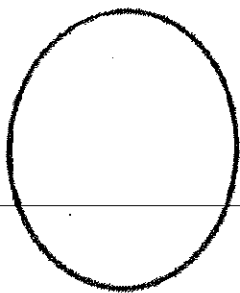
1. Give each student a piece of **white paper**.
2. Pass out **black permanent markers**. **Pencils** or **crayons** work fine to draw with as well.
3. Instruct students to follow along with you as you draw the bear on the board. You can demonstrate how some of the accessories need to be drawn first like hats and sunglasses.
4. Draw the bear with the students using the "**Bear Drawing Guide**" and "**Hiking Buddy Handout**" on the following pages. It does not have to look exactly like the example.
5. Encourage students to add different accessories and outfits to customize their bears and make them unique.
6. A background can be created by using several curved lines to mimic a landscape.
7. Students can color with whatever coloring materials are available; crayons, markers and colored pencils all work great.
8. Provide instructions for art (*take home, portfolio, etc.*) as outlined on the line below:



WHAT YOU'LL NEED:


- 9" x 12" white sulphite paper
- Crayons, markers or colored pencils
- Black permanent marker
- Bear Drawing Guide
- Hiking Buddies Handout

1




Draw a large oval near the center of the paper for the bear's face.

2



Draw two curved lines for ears. Add a curved line inside each ear.

3



Draw a long, curved "U" from the top of the face down near the bottom of the face to make the muzzle shape. Add a nose and mouth inside.

4



Draw a curved line that looks like an upside-down "U" for each eye. If you'd like, you can draw spirals for cheeks.

5



For the body, draw curved lines that go from the head down to the bottom of the paper.

6




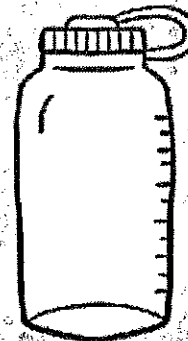






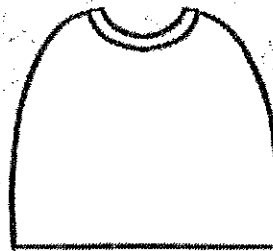


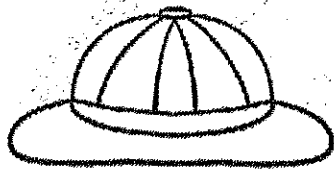
If you'd like, draw a curved paw up. Add lines to make a landscape in the background.

BEAR

DRAWING GUIDE



SUBSTITUTE PLAN 3.0



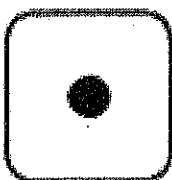

















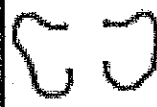













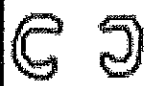









HIKING BUDDIES HANDOUT



**SUBSTITUTE
PLAN 3.0**

Roll a Drawing: Monsters

Roll the die. On each turn, draw the image next to your number!

| | Roll One: Face | Roll Two: Body | Roll Three: Arms | Roll Four: Ears | Roll Five: Eyes | Roll Six: Snout |
|---|---|---|---|--|---|---|
|  |  |  |  |  |  |  |
|  |  |  |  |  |  |  |
|  |  |  |  |  |  |  |
|  |  |  |  |  |  |  |
|  |  |  |  |  |  |  |
|  |  |  |  |  |  |  |

Virtual Learning Snow Day 2

Dear First Grade Families,

Attached you will find suggestions for Snow Day activities to do with your child. These are in no particular order and you may pick and choose what you and your child would like to do. If you want to do an activity from "Day 3" on "Day 1" that is absolutely fine. Many activities are hands on and do not require paper and pencil. We would love to see your creativity! Feel free to send us a picture of what you and your child have done together!

The rest of the packet is a set of review and enrichment activities covering skills we are working on or have previously covered in the classroom. Your student should need very little help completing these pages. You will find reading, phonics, handwriting, fluency and comprehension, super word practice, math fact practice, number sense, word problems, and science. We know this is not everything we cover in a day, but we feel it is more manageable for students to work on independently.

Hands-On, Pick and Choose Snow Day Optional Activities:

- Play Go Fish, Old Maid, or War with a deck of cards.
- Make homemade play dough. Here is the recipe: 1 cup flour, $\frac{1}{2}$ cup salt. Gradually stir in $\frac{1}{2}$ cup water. Mix. If the dough seems too dry add a little water. If the dough seems too sticky add some flour. Knead the mixture until it is well mixed. Want color? Divide the play dough into chunks and add a few drops of food color to the dough. Be careful and check with an adult - this is messy! Store your play dough in zip lock bags in the fridge.
- Play Fivezee(just like Tenzee but less dice) and see who can get all five dice to the same number first.
- Grow Crystals--Salt or Sugar--you choose.
<https://www.kidzworld.com/article/26598-make-your-own-crystals>
- Make lists of words that rhyme.
- Choose a greatness for each person that lives in your house and tell them why you chose that greatness for them.
- Pretend you are any animal and write a story about your day.

- Put together a puzzle.
- Read a book someone else chooses for you and then tell them about the book.
- With a deck of cards(number cards only), play I Spy. Choose a number, ex: 7, then find all cards that equal 7 such as 3 and 4, 5 and 2, 1 and 6. The partner with the most pairs wins the game.
- Call a relative and read a book to them over the phone.
- Write a letter to your teacher.
- Create your own crazy day (Crazy Sock Day or Eat Only Pizza Day, etc.) and plan a list of activities to go with your special day. Make a list, make a schedule, write the rules...plan the whole day around your special theme.
- Celebrate cookies! Follow a recipe and make a batch of your favorite cookies. Count the chocolate chips in a cookie. Make tally marks for each cookie you eat. Make a list of your favorite cookies. How many dozen cookies does your recipe make - how many cookies is that? Write a story about your life as a cookie. Draw a picture and write an advertisement trying to convince people to buy your cookies.

Also available to you:

Online Resources

www.pbskids.org

www.mathplayground.com


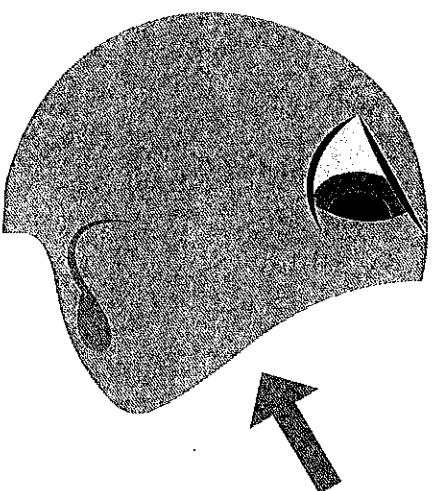

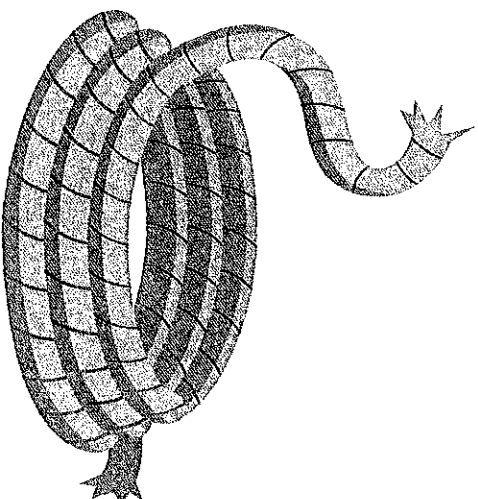

<https://kids.nationalgeographic.com/>

<https://mysteryscience.com/mini-lessons>

<https://ia.mathgames.com/>

<https://www.abcya.com/grades/1> (a huge variety of grade level games, with links to common core standards)

Circle the pictures with the long o sound.



Trace and write each word.

many

call

all also

1.

all

2.

also

3.

call

4.

many

Read out loud.

1. joke

job

ate

2. lock

cap

hot




3. rode

hose

bake


4. Many moles pop up.

Trace and write the letters. Fill the lines. Circle your best letters!

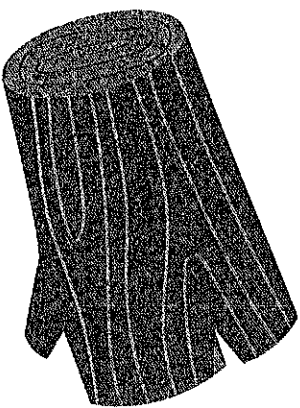


Write your name.

Listen and write the words.



1.



2.

Listen and write the sentence.

3.



Write the missing letters to spell the words.

many

call

all

also

1. a _ _ _

2. a _ _ _

o

3. c _ _ _

l


4. m _ _ _

y

Words with Short o, Long o

Super Words: all, also, call, many

On Cole Lake




Mom, Dad, and I take a fun ride.

My pal Jeff **also** takes a ride.

We ride out on Cole Lake.

The lake is big.

Cole Lake has **many** waves.



"It is time to go in," Dad calls.

We ride back in.

We all had a fun time!

Sort the words.

tug

rude

use

hug

fuss

luck

tune

rule

short u

long u

Trace the Super Word word to complete each sentence.
Read aloud with a partner.

1. We a have fun!

2. Jude will cat June.

3. I use a mug and also a jug.

4. There are many ducks.

Read out loud.




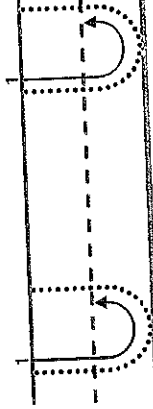
1. tube five but

2. rule bit hug

3. use bite run

4. Jude also makes a fuss.

Trace and write the letters. Fill the lines. Circle your best letters!




Write your name.

Listen and write the words.



1.



2.

Listen and write the sentence.

3.



Build sentences! Write the missing words.

all **also** **calls** **many**

1. Did _____ the ducks quack?

2. June _____ Mike.


3. Dad has _____ rules!

4. Can I _____ have gum?

Let's Read!

Words with Short u, Long u
Super Words: all, also, call, many

A Big Gale




Mule has a big tub.

Mule **also** has a big rope.

Mule can use his tub and rope.

Mule takes out **many** hats.

Mule pins ten hats on his rope.



A big gale came from the sky!

"Get my hats!" Mule **calls**.

Can they get the hats back?


Mule and Pup run and run.

Mule lines up **all** ten hats!


NAME: _____

Understanding of Teen Numbers

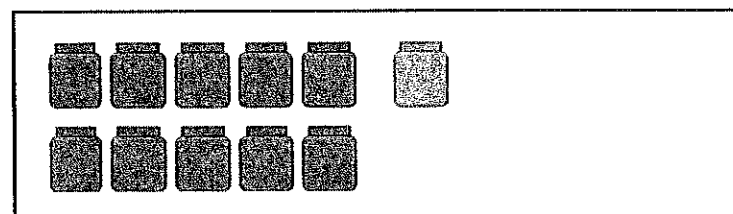
Draw lines to match the numbers.




11




17



15



18



13

Understanding of Teen Numbers

Draw lines to match the numbers.

1 ten 4 ones

12

1 ten 9 ones

16

1 ten 2 ones

14

1 ten 6 ones

11

1 ten 1 one

19

Discuss It

What is the same and different about each teen number?

Name : _____

Score : _____

Teacher : _____

Date : _____

$$\begin{array}{r} 8 \\ + 3 \\ \hline \end{array}$$

$$\begin{array}{r} 6 \\ + 0 \\ \hline \end{array}$$

$$\begin{array}{r} 4 \\ + 2 \\ \hline \end{array}$$

$$\begin{array}{r} 8 \\ + 4 \\ \hline \end{array}$$

$$\begin{array}{r} 2 \\ + 5 \\ \hline \end{array}$$

$$\begin{array}{r} 4 \\ + 1 \\ \hline \end{array}$$

$$\begin{array}{r} 2 \\ + 2 \\ \hline \end{array}$$

$$\begin{array}{r} 4 \\ + 3 \\ \hline \end{array}$$

$$\begin{array}{r} 8 \\ + 0 \\ \hline \end{array}$$

$$\begin{array}{r} 7 \\ + 0 \\ \hline \end{array}$$

$$\begin{array}{r} 4 \\ + 1 \\ \hline \end{array}$$

$$\begin{array}{r} 2 \\ + 1 \\ \hline \end{array}$$

$$\begin{array}{r} 7 \\ + 4 \\ \hline \end{array}$$

$$\begin{array}{r} 7 \\ + 0 \\ \hline \end{array}$$

$$\begin{array}{r} 2 \\ + 2 \\ \hline \end{array}$$

$$\begin{array}{r} 6 \\ + 3 \\ \hline \end{array}$$

Name : _____

Score : _____

Teacher : _____

Date : _____

$$\begin{array}{r} 7 \\ - 5 \\ \hline \end{array}$$

$$\begin{array}{r} 0 \\ - 0 \\ \hline \end{array}$$

$$\begin{array}{r} 6 \\ - 3 \\ \hline \end{array}$$

$$\begin{array}{r} 8 \\ - 6 \\ \hline \end{array}$$

$$\begin{array}{r} 3 \\ - 0 \\ \hline \end{array}$$

$$\begin{array}{r} 9 \\ - 7 \\ \hline \end{array}$$

$$\begin{array}{r} 8 \\ - 0 \\ \hline \end{array}$$

$$\begin{array}{r} 2 \\ - 0 \\ \hline \end{array}$$

$$\begin{array}{r} 6 \\ - 4 \\ \hline \end{array}$$

$$\begin{array}{r} 8 \\ - 5 \\ \hline \end{array}$$

$$\begin{array}{r} 9 \\ - 8 \\ \hline \end{array}$$

$$\begin{array}{r} 8 \\ - 7 \\ \hline \end{array}$$

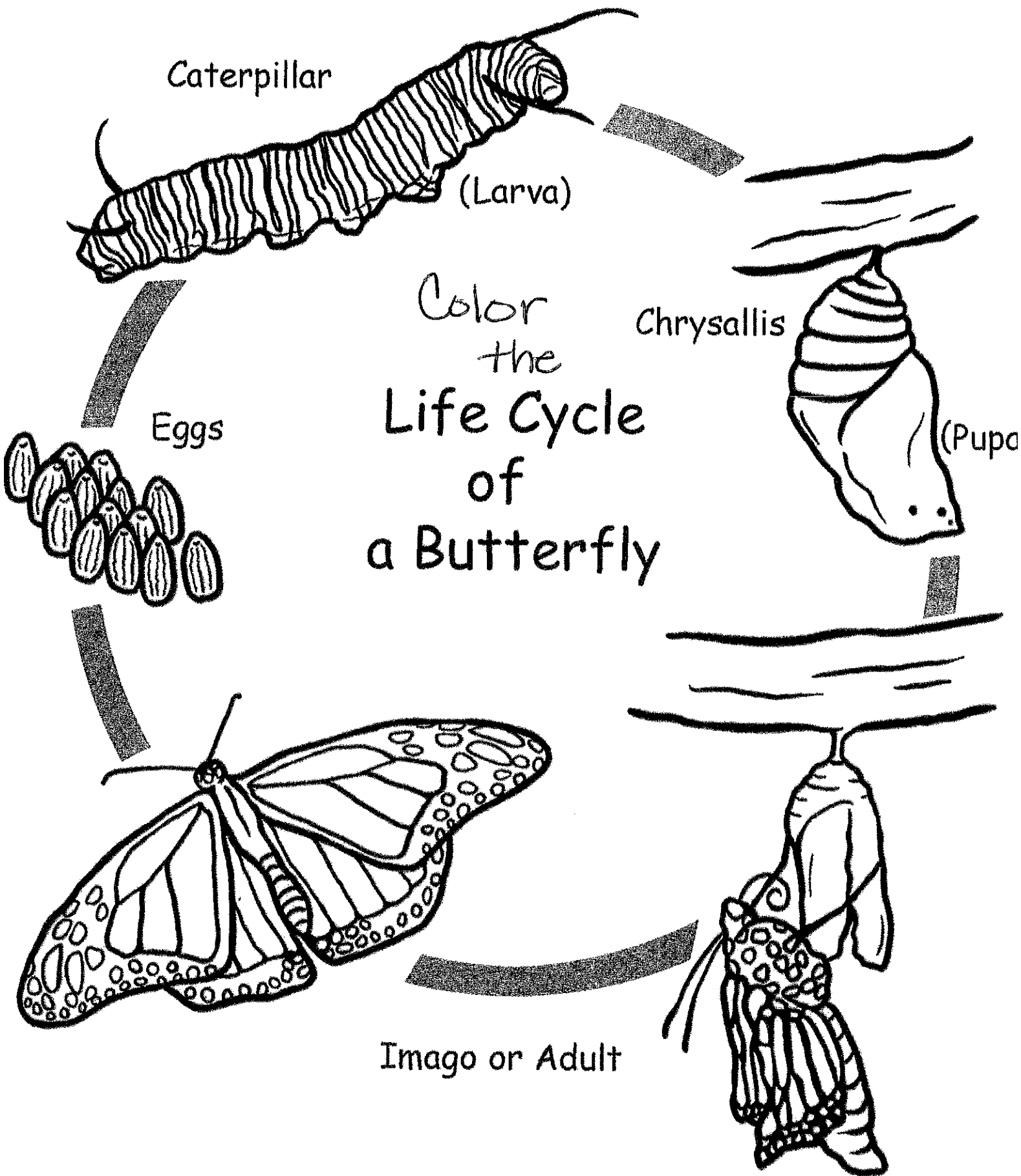
$$\begin{array}{r} 9 \\ - 4 \\ \hline \end{array}$$

$$\begin{array}{r} 7 \\ - 6 \\ \hline \end{array}$$

$$\begin{array}{r} 1 \\ - 0 \\ \hline \end{array}$$

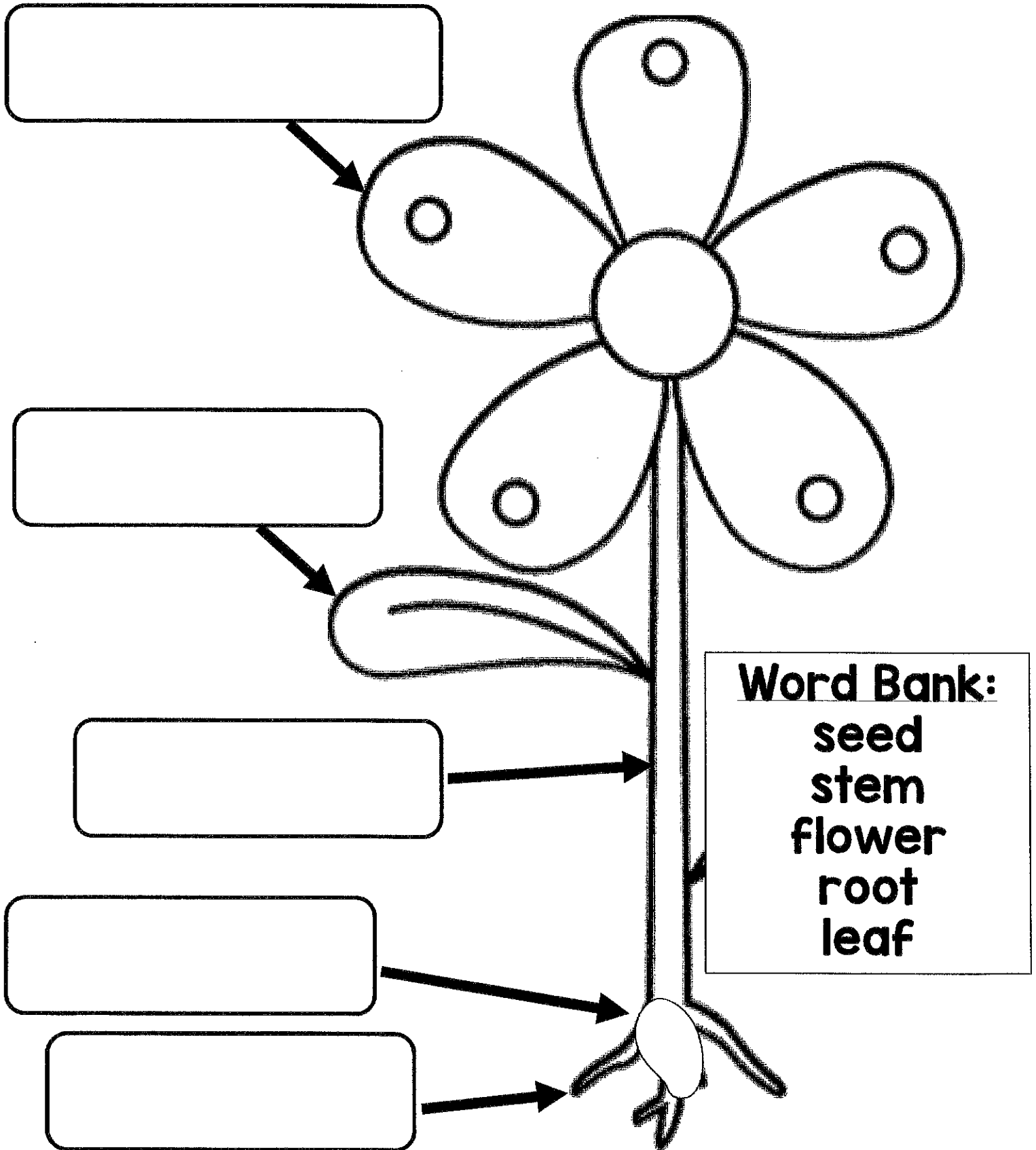
$$\begin{array}{r} 3 \\ - 1 \\ \hline \end{array}$$






Name: _____

Parts of a Plant




Day 2

Windmill Toe Touch

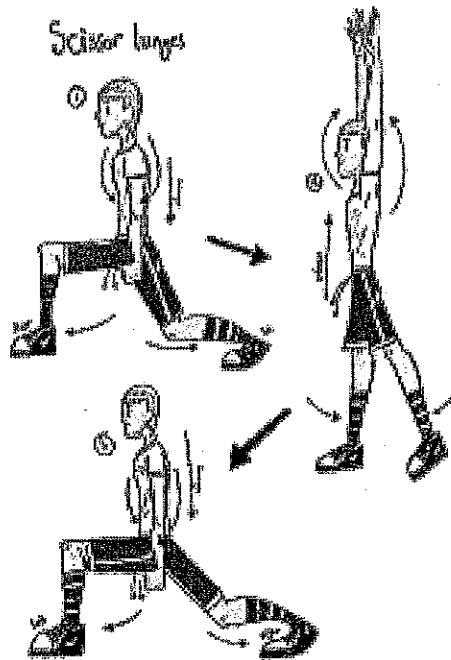


Complete each activity for a 20 second count 3 different times.

Sit up punches



Scissor lunges





Be a Music Detective!



Tempo Scavenger Hunt

Tempo is the speed of the sound!

Can you find things in your house that match these tempos?

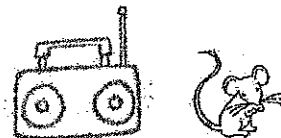


| | |
|---|--|
| Largo (slow) | |
| Moderato (medium speed) | |
| Presto (fast) | |
| Accelerando (gradually getting faster) | |

Dynamics Scavenger Hunt

Dynamics is the volume of the sound!

Can you find things in your house that match these dynamics?



| | |
|--|--|
| pp - pianissimo (very soft) | |
| p - piano (soft) | |
| f - forte (loud) | |
| ff - fortissimo (very loud) | |
| < - crescendo (gradually getting louder) | |
| > - decrescendo (gradually getting softer) | |

Name of detective: _____

NAME: _____

"Buggy" Read and Write

Directions: Read and clap the rhythm in the "Read It" column and then write the rhythm in the "Write It" column.




Read It



Write It

| | |
|--|--|
| | |
| | |
| | |
| | |
| | |
| | |



Virtual Learning Snow Day 3

Dear First Grade Families,

Attached you will find suggestions for Snow Day activities to do with your child. These are in no particular order and you may pick and choose what you and your child would like to do. If you want to do an activity from "Day 3" on "Day 1" that is absolutely fine. Many activities are hands on and do not require paper and pencil. We would love to see your creativity! Feel free to send us a picture of what you and your child have done together!

The rest of the packet is a set of review and enrichment activities covering skills we are working on or have previously covered in the classroom. Your student should need very little help completing these pages. You will find reading, phonics, handwriting, fluency and comprehension, super word practice, math fact practice, number sense, word problems, and science. We know this is not everything we cover in a day, but we feel it is more manageable for students to work on independently.

Hands-On, Pick and Choose Snow Day Optional Activities:

- Complete the pattern, 20, 25, 30, _____, _____, _____...120. Try another pattern and count by 2s or 3s.
- Read in a tub, without water for 20 minutes.
- What can you create/invent using recyclables, Legos, things in nature, etc.
- Make a scavenger hunt. Write clues on a piece of paper and have someone find your items like something brown, something smooth, a fruit, a blanket, something green, etc.
- Create your own game board. Make spaces to write addition and subtraction problems, such as $10+5=$, $12-6=$. Once your game board is made, roll dice and move that many spaces to jump, skip, or hop to solve the math problem. The first to the end and back is the winner.
- Write a journal entry about how you are feeling today. Try to write four sentences. Don't forget capital letters and end marks!
- Make an indoor tent and read in it.

- Create something with Legos. Draw a picture of your own spaceship. Read about our solar system.
- Count to 120 from any number. Have an adult give you a number and continue counting from there. Try it several times.
- Look at comic strips, then create your own. It can be about a made up character or make one about yourself!
- Write a thank you note or draw a poster saying thank you to someone in your life.
- Use sticky notes or scraps of paper to write a number from 2 - 20. Then list all the math facts you can think of that have that number as the answer. Want a challenge? Do this once every day and use the date as the answer. For instance, if today is the 5th, write all the math facts you can think of that equal 5.
- Draw a picture of someone you think is a leader. Make a list of the qualities that make them a leader.
- Visit an online zoo and check out the different live animal cams they have.

Also available to you:

Online Resources

www.pbskids.org

www.mathplayground.com


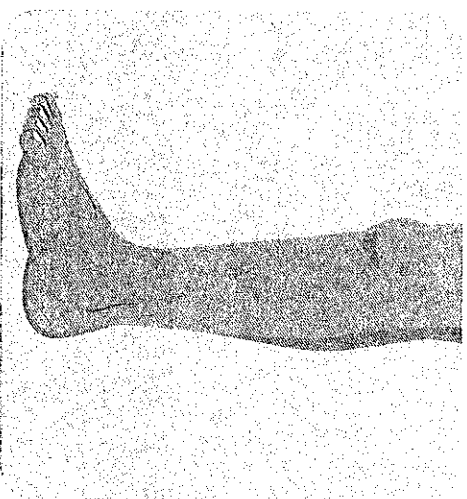

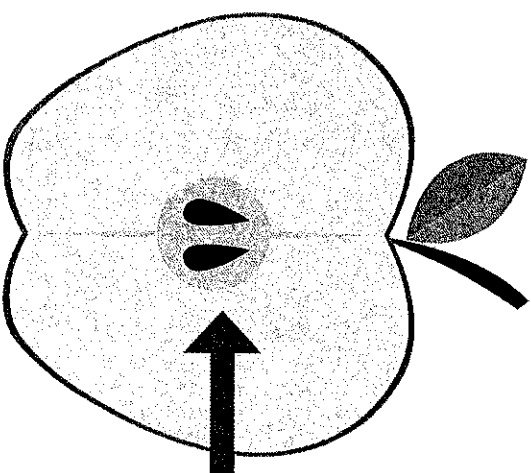
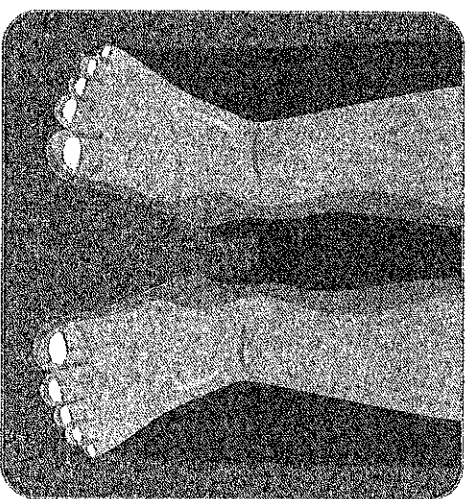

<https://kids.nationalgeographic.com/>

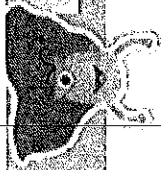
<https://mysteryscience.com/mini-lessons>

<https://ia.mathgames.com/>

<https://www.abcya.com/grades/1> (a huge variety of grade level games, with links to common core standards)

Circle the pictures that have the long e sound.





Trace and write each word.

down how now which

1. down

2. how

3. now

4. which

Read out loud.

1. get

rode

meet

2. top

feel


red

3. keep


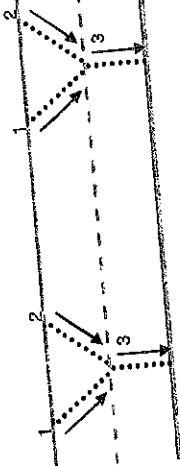

lock

tell

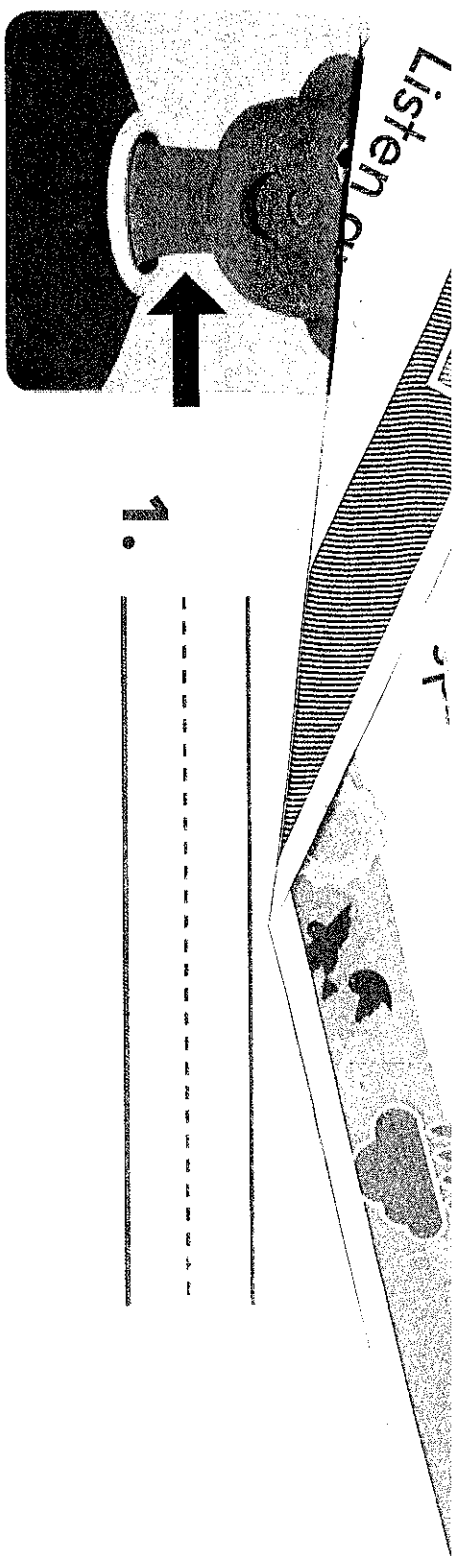
4. Now Eve needs a pen.



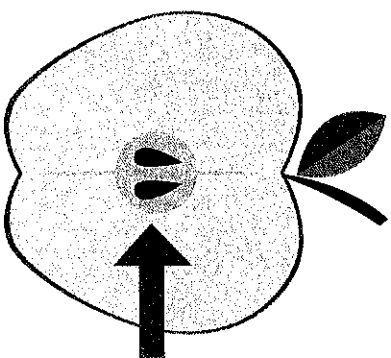
Trace and write the letters. Fill the lines. Circle your best letters!



Write your name.



1.



2.

Listen and write the sentence.

3.

write the missing letters to spell the words.

down how now which

1. d

n

2. h

3. n

4. w

c

Words with **Short e, Long e**
Super Words: **down, how, now, which**

Reed Makes a Pal




Reed has on a cape and hat.

What pal will Reed make?

Reed picks a hat, **which** is red.

She pokes the nose in.


A pal is fine.



Now it is eve and time to go in.
The sun will go **down** in the sky.
Reed needs to feel hot.
How will Reed get hot?
Yum! Reed has a sip!


Write the missing letters to complete each word.

1.



b

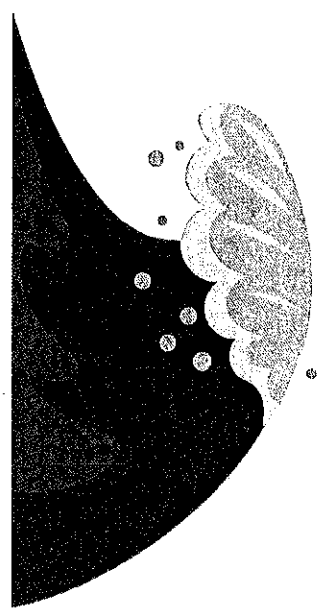
3.



l

_____ k

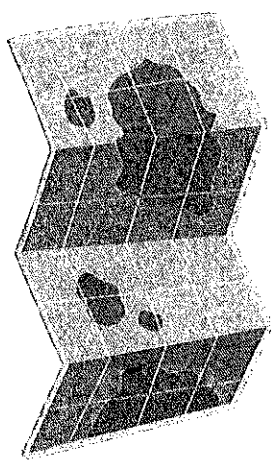
2.



w

_____ e

4.



p

Build sentences! Write the missing words.

down

how

now

which

1. I see _____

_____ pet is his.

2. I like _____

_____ she dives.

3. We are late _____

_____!

4. Pete runs _____

_____ the dock.



Ben takes out hats and socks.


Which hat will Zeb use?

Zeb picks a hat with dots.

See what socks Zeb will use.

Now Zeb will like it up top!

Hats and Socks



Zeb is up on a big hill.

How will Zeb like it up top?

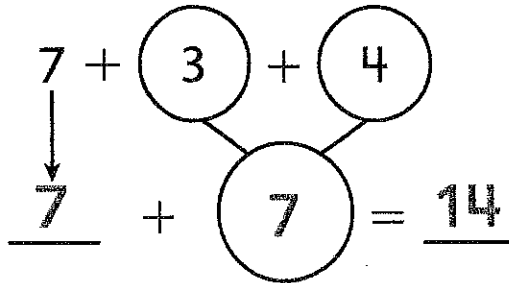
Ben hopes Zeb likes it.

But Zeb can not feel his feet.

LLZ

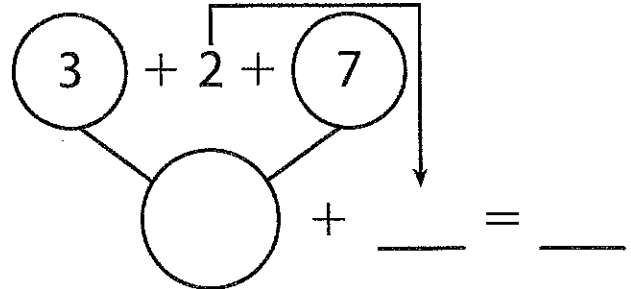
Adding Three Numbers

1 Find $7 + 3 + 4$.



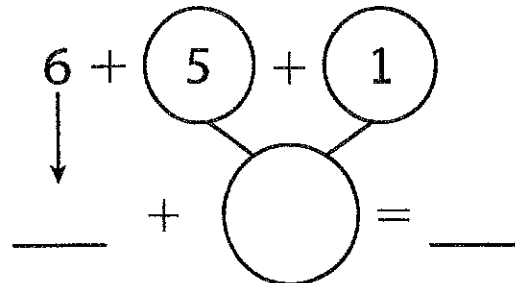
$7 + 3 + 4 = \underline{14}$

2 Find $3 + 2 + 7$.



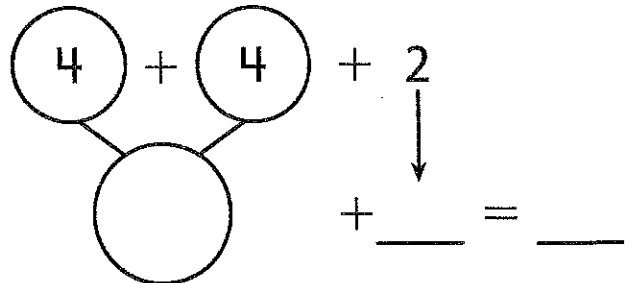
$3 + 2 + 7 = \underline{\quad}$

3 Find $6 + 5 + 1$.



$6 + 5 + 1 = \underline{\quad}$

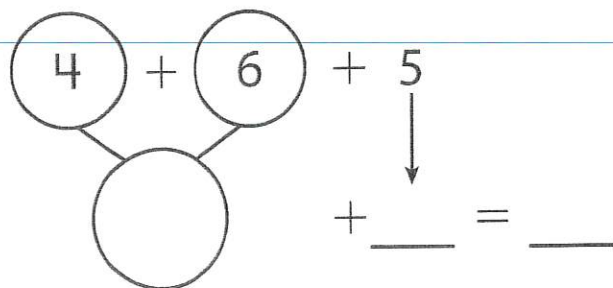
4 Find $4 + 4 + 2$.



$4 + 4 + 2 = \underline{\quad}$

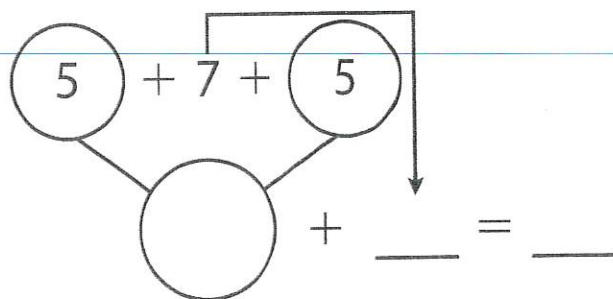
Adding Three Numbers

5 Find $4 + 6 + 5$.



$$4 + 6 + 5 = \underline{\hspace{2cm}}$$

6 Find $5 + 7 + 5$.



$$5 + 7 + 5 = \underline{\hspace{2cm}}$$

Discuss It

Ava and Rico find $4 + 6 + 4$. Ava adds $4 + 6$ first. Rico adds $4 + 4$ first. Who is correct? Why?

Name : _____

Score : _____

Teacher : _____

Date : _____

$$\begin{array}{r} 7 \\ + 0 \\ \hline \end{array}$$

$$\begin{array}{r} 7 \\ + 1 \\ \hline \end{array}$$

$$\begin{array}{r} 4 \\ + 4 \\ \hline \end{array}$$

$$\begin{array}{r} 2 \\ + 2 \\ \hline \end{array}$$

$$\begin{array}{r} 8 \\ + 2 \\ \hline \end{array}$$

$$\begin{array}{r} 1 \\ + 5 \\ \hline \end{array}$$

$$\begin{array}{r} 6 \\ + 4 \\ \hline \end{array}$$

$$\begin{array}{r} 0 \\ + 0 \\ \hline \end{array}$$

$$\begin{array}{r} 2 \\ + 1 \\ \hline \end{array}$$

$$\begin{array}{r} 2 \\ + 5 \\ \hline \end{array}$$

$$\begin{array}{r} 4 \\ + 2 \\ \hline \end{array}$$

$$\begin{array}{r} 7 \\ + 5 \\ \hline \end{array}$$

$$\begin{array}{r} 3 \\ + 2 \\ \hline \end{array}$$

$$\begin{array}{r} 5 \\ + 5 \\ \hline \end{array}$$

$$\begin{array}{r} 5 \\ + 0 \\ \hline \end{array}$$

$$\begin{array}{r} 3 \\ + 2 \\ \hline \end{array}$$

Name : _____

Score : _____

Teacher : _____

Date : _____

$$\begin{array}{r} 5 \\ - 4 \\ \hline \end{array}$$

$$\begin{array}{r} 9 \\ - 7 \\ \hline \end{array}$$

$$\begin{array}{r} 1 \\ - 1 \\ \hline \end{array}$$

$$\begin{array}{r} 4 \\ - 4 \\ \hline \end{array}$$

$$\begin{array}{r} 1 \\ - 1 \\ \hline \end{array}$$

$$\begin{array}{r} 6 \\ - 0 \\ \hline \end{array}$$

$$\begin{array}{r} 8 \\ - 4 \\ \hline \end{array}$$

$$\begin{array}{r} 6 \\ - 5 \\ \hline \end{array}$$

$$\begin{array}{r} 6 \\ - 2 \\ \hline \end{array}$$

$$\begin{array}{r} 2 \\ - 1 \\ \hline \end{array}$$

$$\begin{array}{r} 8 \\ - 4 \\ \hline \end{array}$$

$$\begin{array}{r} 4 \\ - 2 \\ \hline \end{array}$$

$$\begin{array}{r} 9 \\ - 9 \\ \hline \end{array}$$

$$\begin{array}{r} 2 \\ - 2 \\ \hline \end{array}$$

$$\begin{array}{r} 8 \\ - 1 \\ \hline \end{array}$$

$$\begin{array}{r} 9 \\ - 3 \\ \hline \end{array}$$



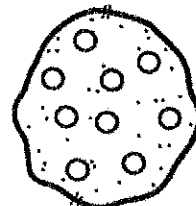
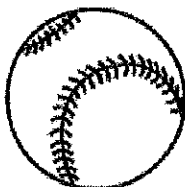
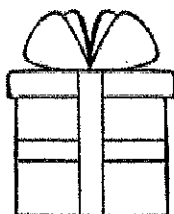


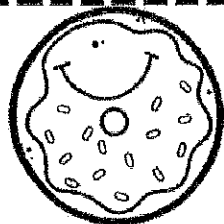
Name _____

Date _____

Cut out the objects below. Glue them under the shape that they belong to.

circle

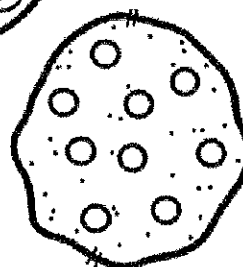
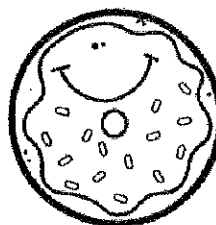
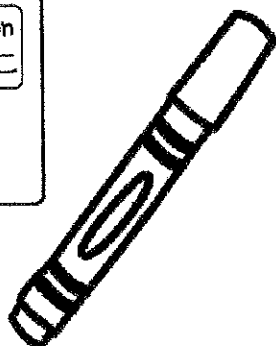





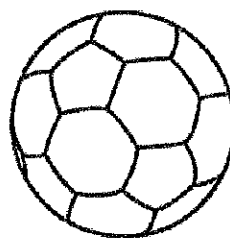
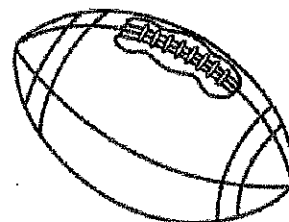

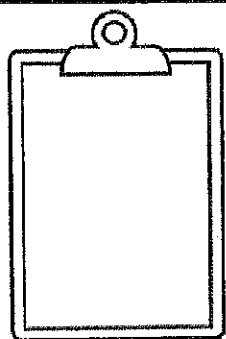
square



Name _____


Date _____

Look at the shapes. Put an X on the object that does NOT belong.




Day 3

Arm Circles



Complete each activity for a
20 second count 3 different
times.



Line Jump/Line Hops

